




ANSABERE UNIVERSAL CLAMP

Technical Characteristics

Universal clamp attaches retractor blades to the frame as well as any required accessories needed to be attached to the retractor system


REF.	Frame Ø	Blade Ø	DESCRIPTION
B502	10 mm	10 mm	Attaches Ansabere blades to Ansabere frame
B504	12.7 mm (1/2")	10 mm (3/8") *	Attaches Ansabere blades to Omni-Tract frame



(*) Not only Ansabere blades can be attached but also Omni-Tract blades

Clamps for different diameters are available upon request


Assembling Instructions



With the handle of the universal clamp in the unlocked position. Insert the lower jaw by pressure in the frame.



Despite the unlocked position of the handle, the universal clamp is held



Insert the blade holder by pressure in the upper jaw of the universal clamp with the handle in unlocked position (a).

Lock the clamp by pulling down on the handle when the desired position of the blade has been achieved (b).